



PRE-UNI NEW COLLEGE

Head Office: 5 The Crescent, Strathfield NSW 2135 PH: 9746 7000 FAX: 9746 6999

Email: info@newcollege.com.au Website: newcollege.com.au / www.cyberschool.com.au

Welcome to Pre-uni New College Cyberschool!



Cyberschool is a special e-learning website (www.cyberschool.com.au) hosted by Pre-uni New College and provides the extensive educational services to help students revise their entire Pre-uni New College class work. Students can register for their own Cyberschool account to access its services.

Services vary depending on the course registered, and each service has its due date so students should enjoy all provided services until expiry as there is no extension.

Once registered Year 4 WEMT Course, students can:

- download **Module Answers** until the last day of next holiday.
- watch **Video Lessons** for revision within given period.
- try online quizzes (**S.O.Q**) to revise their module concepts during the term.
- try weekly **Vocabulary Tests** to assess knowledge of the meaning and use of the words during the term.
- try weekly **TS/MR Homework Questions** for extra practice during the term.
- try **GA Practice for Scholarship Test** and **Reading 310** for more practice during the term.
- attempt online **Term Test** on Week 8, download **Term Test Report** during the **Term Test Review** period and review up to 10 questions missed in Maths/TS term tests.

Once registered Year 4 OCTTC Course, students can:

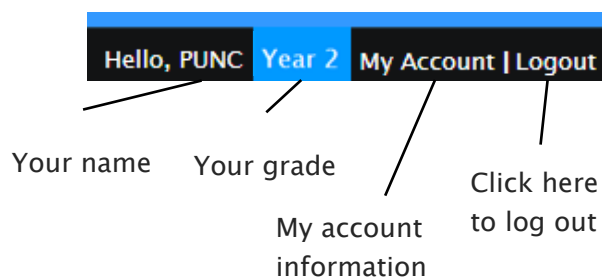
- try weekly **Reading/TS/MR Practice Questions** for extra practice during the term.
- try **GA Practice for Scholarship Test** and **Reading 310** for more practice during the term.
- review up to 10 questions missed in Maths/TS tests the following week.

How can I get my Cyberschool account?

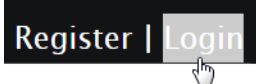
1. Go to www.cyberschool.com.au.
2. Click 'Register' on the top right corner of the main page.




3. Enter your student id number, date of birth and email address in the registration fields. Click the 'Submit' button.
4. Once you have submitted, you will be given a verification email, where it will contain the activation link.
5. Check your email inbox to find the verification email from the Cyberschool team. **If you can't find it in your inbox, check the junk folder. It will be there, if so, unmark it as junk.**
6. Click on the activation link. **If the link doesn't work, copy and paste the link into the address bar of your internet browser and press the enter key.**
7. The link will open a window for password creation (Sign Up) page. Enter your desired password twice in the following fields and click Submit.
8. Once registered, you will be logged into the site. The login status bar is located on the top right of the page which looks like Fig 1 below. If you want to log out, click 'Logout'.
9. Next time you want to log in, click 'Login' and enter your student number and password.



I forgot my password.

1. Click 'Login' at the top right of the page.
- 
2. Click 'Forgot your password?' menu next to the Login button.
 3. Enter your student id number, date of birth, email address and click 'Submit'.
 4. Check your email account for your temporary password.
 5. Log on to the Cyberschool with your temporary password.

How can I change my password?

1. Log on to the Cyberschool and click 'My Account' on the top right corner of the main page.
- 
2. Click 'Change my password' menu and enter new password twice then click 'Submit'.
 3. A confirmation message will appear.

Scan the code below to check out how to register for the Cyberschool website!



What is GA Practice for Scholarship Test?

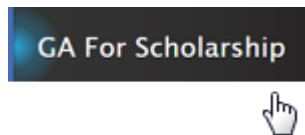
GA Practice for Scholarship Test is a new online self-paced test practice that is designed for students who want to build a solid foundation for general ability skills, especially for the preparation of the AAS, ACER or Edutest private school scholarship tests.

The tests cover both verbal and non-verbal reasoning skills and each section is categorised into a comprehensive number of question types. By taking this tests, students will be able to do thorough study of almost all possible question types and complete a variety of practical, challenging and mind-stimulating questions.

Students currently taking our regular term course in NSW can take this course for free until the next term begins.

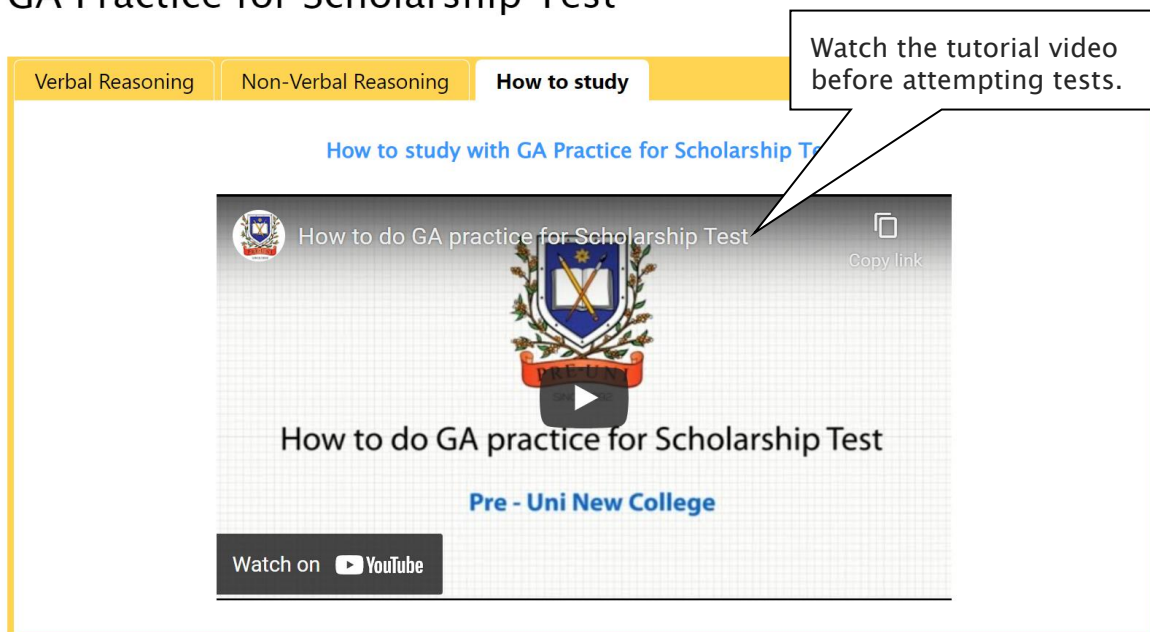
How to Do Vocabulary Test

1. Click the 'GA for Scholarship' below 'My Test' on the top menu bar.
2. [Fig. 1] Watch the tutorial video that shows step-by-step instructions on how to access and take the test.
3. [Fig. 2] Click 'Start' of each category test.
4. Read the instructions and when you are ready, click 'Start.'
5. The questions will appear on the screen. When you finish all the questions, click the 'Finish' button at the bottom right corner.
6. [Fig. 3] Click the test score to review all questions. Reattempting test is available by clicking 'Re-Test' button.



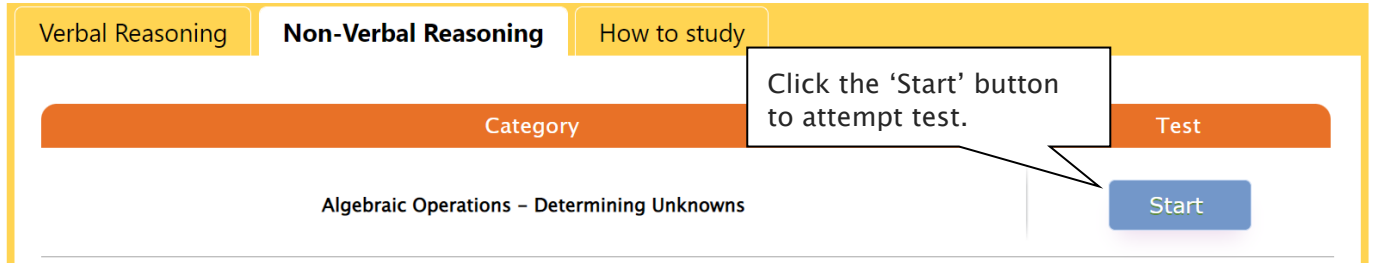
[Fig. 1]

GA Practice for Scholarship Test



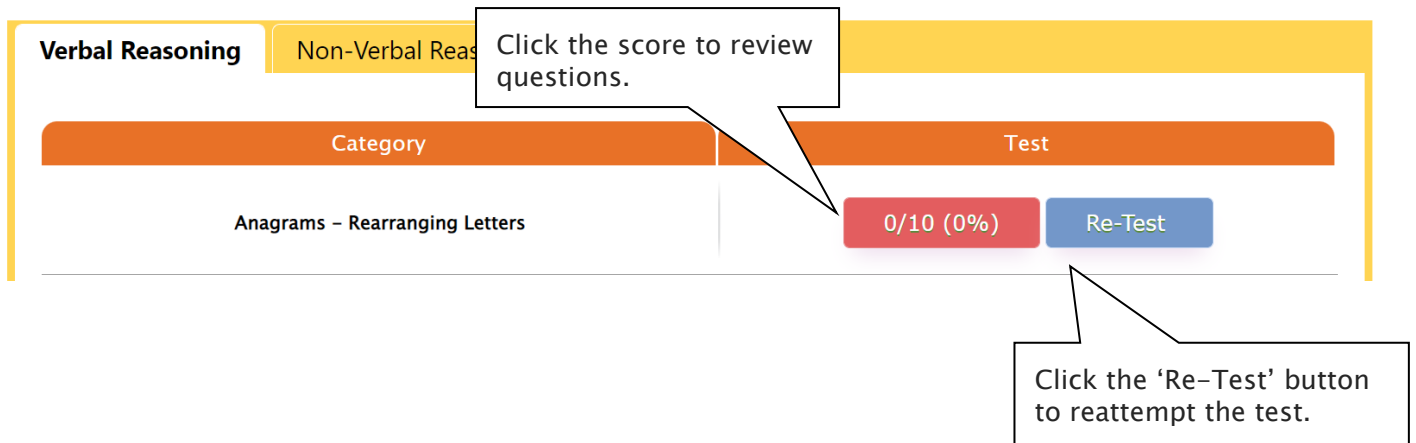
[Fig. 2]

GA Practice for Scholarship Test



[Fig. 3]

GA Practice for Scholarship Test



What is Reading 310 Test?

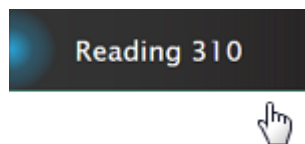
Reading 310 Test is a new online self-paced test practice that is designed for students to help them enhance their reading comprehension skill for the preparation of selection tests like OC, selective school placement and private school scholarship tests.

Each test contains a comprehensive number of reading questions covering inference skills for reading with short passage, true/false, gapped texts etc. Students can log in to Cyberschool and attempt up to 10 tests during the term. By completing tests, students will be able to do thorough study of important question types and complete a variety of challenging reading skill questions.

Students currently taking our regular term course in NSW can take this course for free until the next term begins.

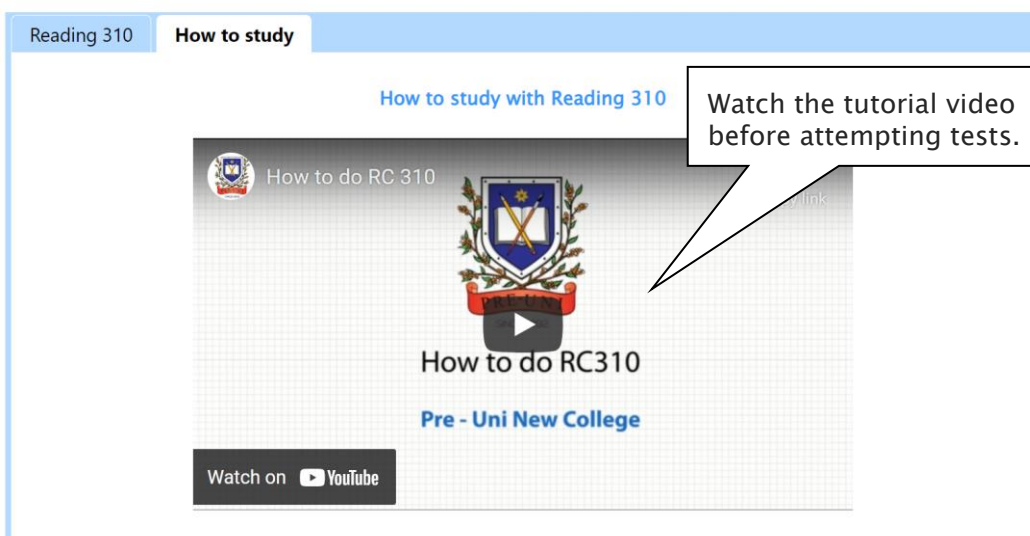
How to Do Vocabulary Test

1. Click the 'Reading 310' below 'My Test' on the top menu bar.
2. [Fig. 1] Watch the tutorial video that shows step-by-step instructions on how to access and take the test.
3. [Fig. 2] Click 'Start' of each test.
4. Read the instructions and when you are ready, click 'Start.'
5. The questions will appear on the screen. When you finish all the questions, click the 'Finish' button at the bottom right corner.
6. [Fig. 3] Click the test score to review all questions. Reattempting test is available by clicking 'Re-Test' button.



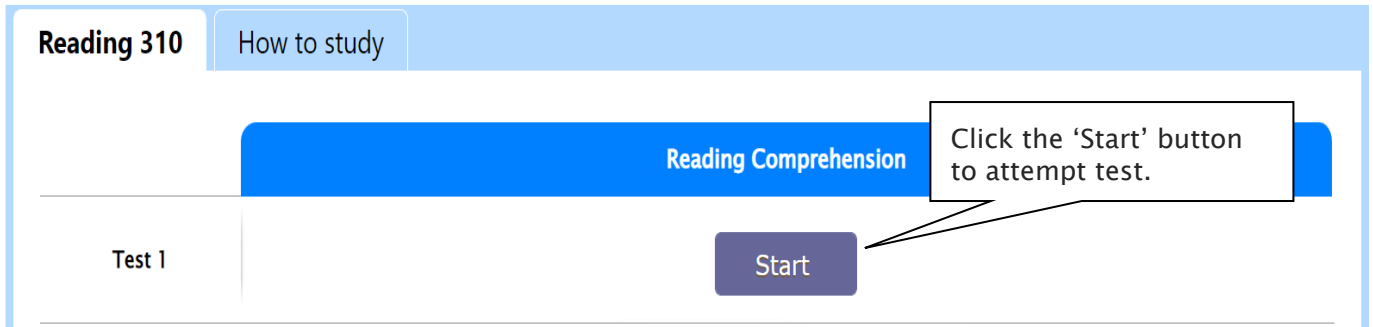
[Fig. 1]

Reading 310



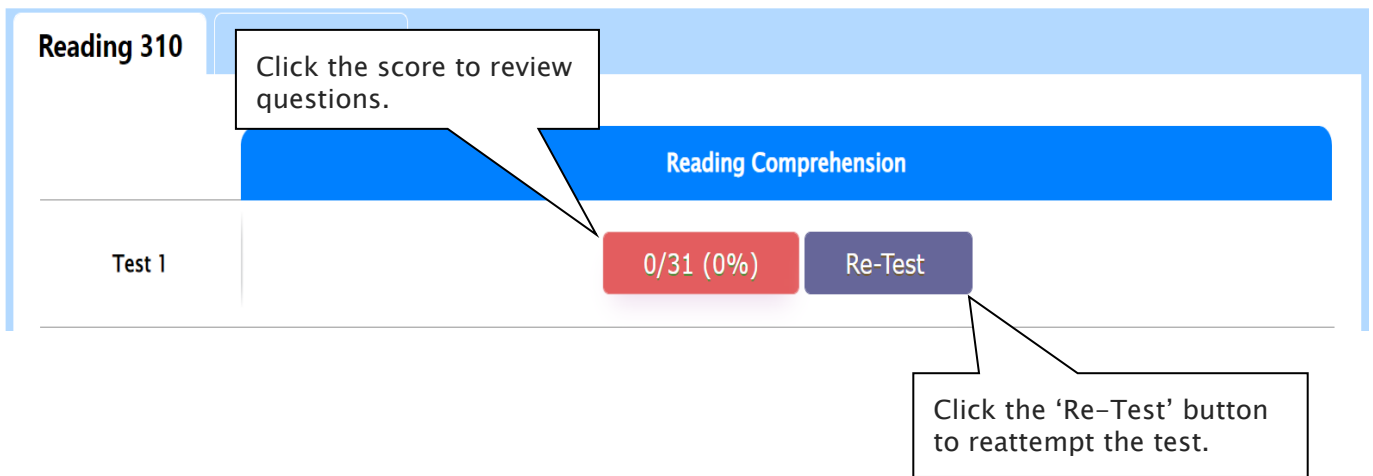
[Fig. 2]

Reading 310



[Fig. 3]

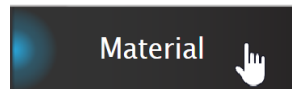
Reading 310



Year 4 WEMT Course

How to Download Module Answers

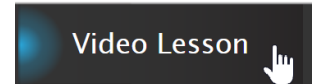
1. Click on the 'Material' menu in the top navigation bar.



2. [Fig. 1] Click on the answer icon for the desired subject and the file download will start.
3. Module Answers will expire at the end of next holiday. Please note the date and remember to access them when available.

How to View the Video Lessons

1. Click on 'Video Lesson' menu in the top navigation bar.



2. [Fig. 2] Click on the lesson icon for the desired subject.



Scan the code below to check out how to download Module Answer!



3. Each Video Lesson will be available for **three weeks** from every Saturday for the corresponding module.

[Fig. 1]

Term

Yr 4 WEMT Course							
WK	English	Writing	Novel Study	Mathematics	Thinking Skills	Mathematical Reasoning	Video Lesson
1							
Module answer will be downloadable until 25/04/2022 24:00 [UTC/GMT+10]							
2	Module Answer will be available from 29/01/2022 00:00 [UTC/GMT+10 (AEST)]						

Click the icon to download each subject's module answer.

[Fig. 2]

Term

Yr 4 WEMT Course					
WK	English	Writing	Novel Study	Mathematics	Thinking Skills
1					
Video Lesson is available until 07/02/2022.					

Click the icon to play each subject's module lesson.

What is S.O.Q?

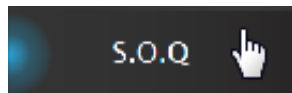
The **S.O.Q** (Special Online Quiz) service will enable students to practise their revision questions online at their own pace.

4 quizzes will be uploaded in weeks **2** (Modules 1&2), **4** (Modules 3&4), **6** (Modules 5&6) and **8** (Modules 7&8) of the course. Each quiz will have 10 Maths, 10 English and 10 Thinking Skills questions. Although it is not compulsory, we encourage students to complete all S.O.Q to build up a solid foundation in each area.

The **Special Online Quiz** will expire at the end of every term. Please note the date and remember to access them when available.

How to Do S.O.Q

1. Click the 'S.O.Q' below 'My Test' on the top menu bar.
2. **[Fig. 1]** Click 'Start' button on the subject you want to attempt.
3. Read the instructions and when you are ready, click 'Start'.
4. The quiz questions will appear on the screen. When you finish all the questions, click the 'Finish' button at the bottom right corner.
5. **[Fig. 2]** Test results and review service are accessible at 'Online Test' section.
If the test mark is '0', 'Re-Test' button will appear to reset the test.
Reattempting test is available by clicking 'Practice' button next to the 'Test Review'. This will not affect to the original score.
6. **[Fig. 3]** S.O.Q completion chart will be included on the Term Test Report, so please finish all tests by Week 9 of the term.

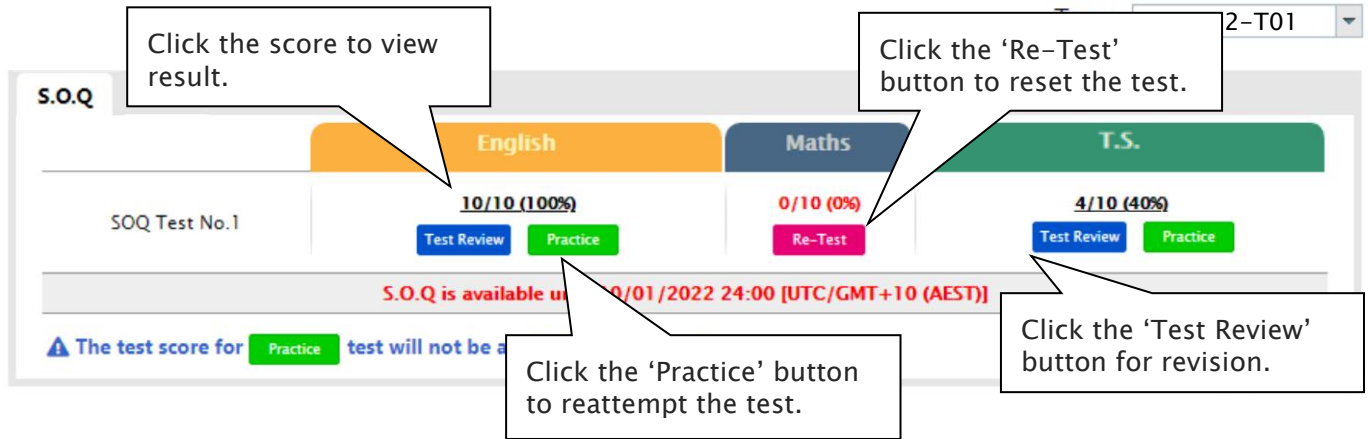


[Fig. 1]

Special Online Quiz

[Fig. 2]

Special Online Quiz



[Fig. 3]

Special Online Quiz				
Subject	No. 1	No.2	No.3	No.4
English	☹️	☹️	☹️	☹️
Mathematics	☹️	☹️	☹️	☹️
T.S.	☹️	☹️	☹️	☹️
Combined Score	☹️	☹️	☹️	☹️

What is Vocabulary Test?

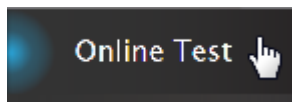
Building a strong vocabulary is critical as it improves all areas of communication and leads them to succeed in future selection tests like OC and selective high school exam. Students with high vocabulary skills tend to have high comprehension scores in English and thinking skills tests.

For these reasons, Cyberschool is offering students the online vocabulary test each week. Students study and memorise a set of word list in the Vocabulary Skills module during the week and take the test to assess their knowledge of the meaning and use of those words.

The **Vocabulary Test** will expire at the end of every term. Please note the date and remember to access them when available.

How to Do Vocabulary Test

1. Click the 'Online Test' below 'My Test' on the top menu bar.
 2. [Fig. 1] Click 'Start' of each module's test.
 3. Read the instructions and when you are ready, click 'Start.'
 4. The questions will appear on the screen. When you finish all the questions, click the 'Finish' button at the bottom right corner.
 5. [Fig. 2] Go to 'My Result' below 'My Page' menu bar to view your results and worked solutions.
 6. [Fig. 3] Test results and review service are accessible at 'Online Test' section as well.
- If the test mark is '0', 'Re-Test' button will appear to reset the test.
- Reattempting test is available by clicking 'Practice' button next to the 'Test Review'. This will not affect to the original score.



[Fig. 1]

Online Test

Term

[Fig. 2]

My Result

Click the score to view result.

Click the 'Review' button for revision.

Vocabulary Test

Score: 10/10 (100%)
Test Average: 84%

2022 Term 1 Module 1 Vocabulary Test

[Review](#)

The result for Term 1 will be available online until 22/04/2022 24:00 [UTC/GMT+10 (AEST)]

2022 Term 1 Vocabulary Test

Test No.1

No	Category	Description	Correct(%)	Student Answer	Correct	Correct Answer
1	Vocabulary	Vocabulary-Word meaning	80%	B	✓	
2	Vocabulary	Vocabulary-Word meaning	80%	C	✓	
3	Vocabulary	Vocabulary-Word meaning	80%	A	✓	
4	Vocabulary	Vocabulary-Word meaning	80%	D	✓	
5	Vocabulary	Vocabulary-Word meaning	80%	D	✓	
6	Vocabulary	Vocabulary-Word meaning	80%	D	✓	
7	Vocabulary	Vocabulary-Word meaning	80%	C	✓	
8	Vocabulary	Vocabulary-Word meaning	100%	A	✓	
9	Vocabulary	Vocabulary-Word meaning	80%	C	✓	
10	Vocabulary	Vocabulary-Word meaning	100%	C	✓	

Student Score: 100% (10 out of 10)
Test Average: 84%

[Fig. 3]

Online Test

Term

Vocabulary Test

Vocabulary

2022 Term 1 Module 1 Vocabulary Test

10/10 (100%)
[Test Review](#) [Practice](#)

Vocabulary Test is available until 22/04/2022 24:00 [UTC/GMT+10 (AEST)]

Practice allows you to retry the question - NO change to your original score.

Click the 'Practice' button to reattempt the test.

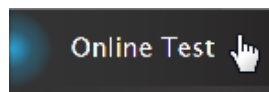
What is TS/MR Homework Question?

For more practice on Mathematical Reasoning and Thinking Skills, Year 4 WEMT course students will be able to attempt 5 questions each as a homework every week.

The **TS/MR Homework Question** will expire at the end of every term. Please note the date and remember to access them when available.

How to Complete Homework Question

1. Click the 'Online Test' below 'My Test' on the top menu bar.



2. [Fig. 1] Click 'Start' of each module's test.

3. Read the instructions and when you are ready, click 'Start.'

4. The questions will appear on the screen. When you finish all the questions, click the 'Finish' button at the bottom right corner.

5. [Fig. 2] Go to 'My Result' below 'My Page' menu bar to view your results and worked solutions.

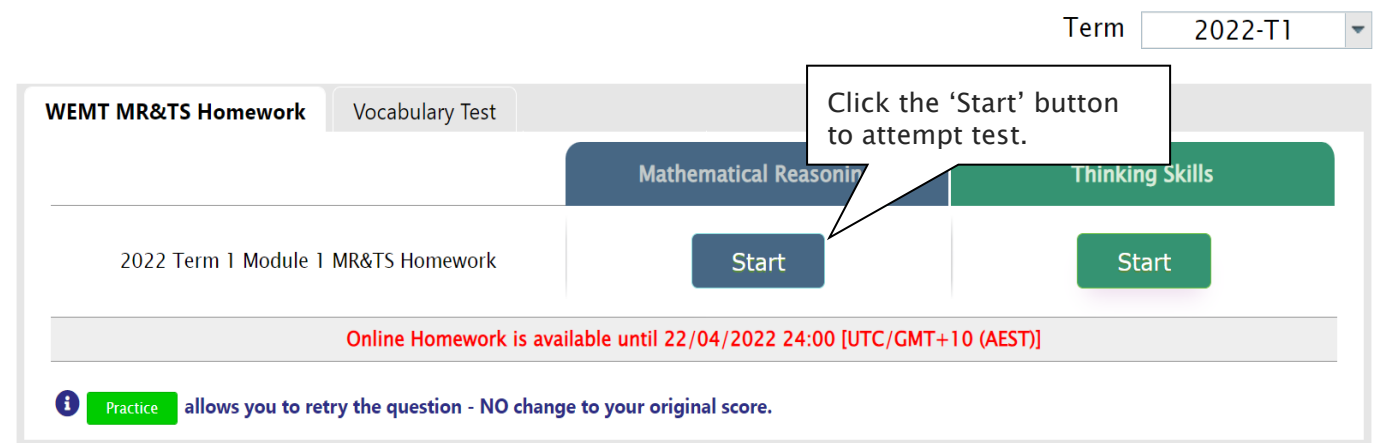
6. [Fig. 3] Test results and review service are accessible at 'Online Test' section as well.

If the test mark is '0', 'Re-Test' button will appear to reset the test.

Reattempting test is available by clicking 'Practice' button next to the 'Test Review'. This will not affect to the original score.

[Fig. 1]

Online Test



[Fig. 2]

My Result

Click the 'Review' button for revision.

Click the score to view result.

MR&TS Homework Vocabulary Test

Mathematical Reasoning Thinking Skills

2022 Term 1 Module 1 Homework 2/5 (40%) Review

The result for Term 1 will be available online until 22/04/2022 24:00 [UTC/GMT+10 (AEST)]

2022 Term 1 WEMT Course Homework

Module 1

Mathematical Reasoning

Student Score	Test Average
40% 2 out of 5	79%

No	Category	Description	Correct(%)	Student Answer	Correct	Correct Answer
1	Identifying similarity	Arithmetic Operations-Addition	61%	A	✓	
2	Identifying similarity	Arithmetic Operations-Addition	97%	C	✗	A
3	Identifying similarity	Number Knowledge-Place value	88%	E	✗	C
4	Identifying similarity	Number Knowledge-Place value	86%	B	✓	
5	Identifying similarity	Number Knowledge-Inequalities	81%	A	✗	E

[Fig. 3]

Online Test

Term

WEMT MR&TS Homework Vocabulary Test

Mathematical Reasoning Thinking Skills

2022 Term 1 Module 1 MR&TS Homework 2/5 (40%) Test Review Practice Start

Online Homework is available until 22/04/2022 24:00 [UTC/GMT+10 (AEST)]

Practice allows you to retry the question - NO change to your original score.

Click the 'Practice' button to reattempt the test.

What is the Online Term Test and Test Review?

Year 4 WEMT course students will take the term tests in week 8 of each term. Term test is for assessment and subsequent reporting — generating valuable feedback for students and parents, this also will be the only indicator of next term’s class allocation.

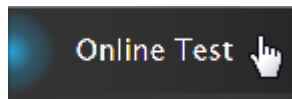
Students must complete all tests within the test opening period as there will be NO catch-up tests available after the test period.

Term test reports will be sent out to the parents by email at the end of the term. The report contains the information about total marks, achievement level (position), comprehensive comments on each test component and students’ Special Online Quiz (S.O.Q) scores. Students must complete all S.O.Q by Week 9 to make the scores available on their report.

Students can access the term test review service during the first week of each school holiday period and review the (max 10) Maths and Thinking Skills term test questions they missed. They are encouraged to revise all questions it provides and build up a solid foundation before their next term’s studies.

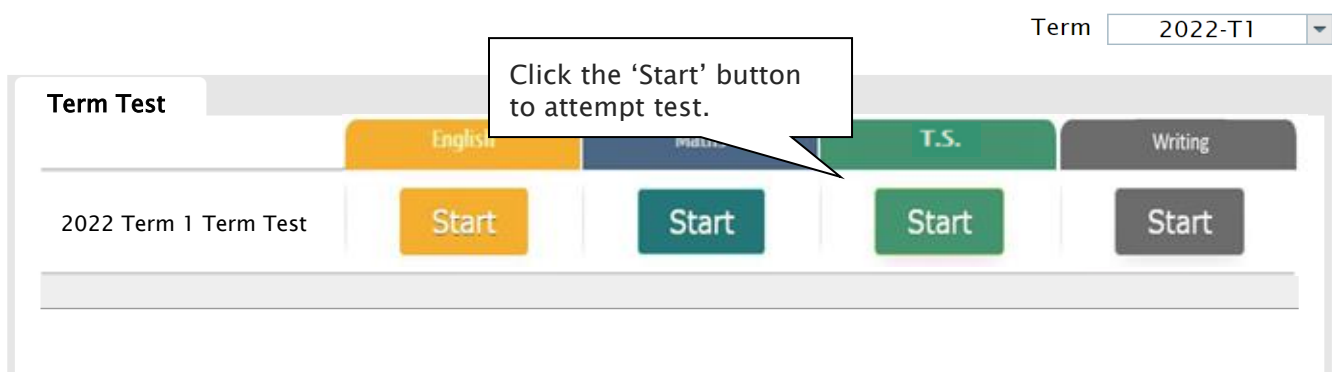
How to Complete the Online Term Test

1. Login to the Cyberschool during the online term test period.
2. Move your mouse cursor on the ‘My Test’ menu and click ‘Online Test’. Click ‘Term Test’ tab at the top of the screen.
3. [Fig. 1] You will then see the test subjects and start buttons like below. Click ‘Start’ button to begin the test.
4. Read the test instruction and when you’re ready, click ‘Start’ at the bottom of the screen.
5. Read each question carefully and show your answer using the mouse.
6. When you completed the test, click ‘Finish’ button at the bottom right corner.



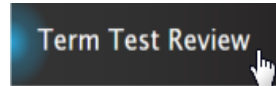
[Fig. 1]

Online Test



How to Access Term Test Review

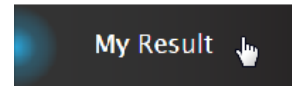
1. Login to the Cyberschool during the term test review period.
2. Click 'Term Test Review' under 'Test Review' menu in the top menu bar.



3. Read and agree to the Conditions of Use.
4. [Fig. 2] Click the test subject – Maths or TS, then click the question number to reveal the question and revise.

How to Download My Term Test Report

1. Login to the Cyberschool during the term test review period.
2. Click 'My Result' below 'My Page' menu in the top menu bar.



3. Click the download link.

Term Test Review – FAQ

Q. When can I see the questions after the term test?

A. The term test review service will be available during the first week of each school holiday period (Mon–Sun). Please don't miss out the service during the first week of each school holiday.

Q. I can't see any question. What's the problem?

A. The service retrieves the questions you incorrectly answered in the Maths and Thinking Skills tests. Therefore, if there is no test result of you (i.e. you didn't take the test or your test hasn't been marked yet.), it does not show any question.

Q. I can't find the question I want to see.

A. It shows maximum of 10 questions based on your term test result. If you missed out more than 10 questions, the hardest 10 questions are selected for your review. If the question you want to see is not harder than the chosen 10 questions, it will not appear.

Q. When I click the 'My Result' menu, it says 'no result available'.

A. My Result service is available during the term test review period only. When the review period has expired, it's not accessible.

[Fig. 2]

cyberschool
online school supports a higher level of learning with modern technology!

Home Video Lesson Test Review S.O.Q My Result

Term Test Review

Term Test Review >Maths

Maths T.S.

Term Test Review

No. 1

Click the test subject you want to revise.

The table below shows the Maths questions you answered incorrectly in the recent trial test. You can view maximum of 10 questions based on your test result. If you missed more than 10 questions, the hardest 10 questions will be shown in the table.

Question No.	Your Answer	Correct Answer	% answered correctly
05	B	A	54%
12	C	A	53%
18		A	54%
19		D	19%
20		B	34%
21		A	37%
22		C	
26		C	
29		D	
30		A	

Click the question number you want to see the question.

This chart shows the % of students who answered the selected question correctly.

Question No. 18

Mathematics No. 28

18 The following figure shows a cube made of smaller cubes. Each small cube has a side length of 1 cm.

The question you select will appear on this pane.

If a layer is removed from each face of this cube, the volume of the remaining figure is

Below is the Overall Cyberschool Service Schedule for 2022 Term 1 Year 4 WEMT Course.

Week	Module Answer Vocabulary Test Homework Question	S.O.Q	Term Test		Video Lesson	
	Service Start	Service Start	Service Start	Service End	Service Start	Service End
Week 1	22/01/2022				22/01/2022	14/02/2022
Week 2	29/01/2022	29/01/2022			29/01/2022	21/02/2022
Week 3	05/02/2022				05/02/2022	28/02/2022
Week 4	12/02/2022	12/02/2022			12/02/2022	07/03/2022
Week 5	19/02/2022				19/02/2022	14/03/2022
Week 6	26/02/2022	26/02/2022			26/02/2022	21/03/2022
Week 7	05/03/2022				05/03/2022	28/03/2022
Week 8	12/03/2022	12/03/2022	12/03/2022	18/03/2022	12/03/2022	04/04/2022
Week 9	19/03/2022				19/03/2022	11/04/2022
Week 10	26/03/2022				26/03/2022	18/04/2022
Week 11	02/04/2022				02/04/2022	25/04/2022
Week 12	09/04/2022				09/04/2022	02/05/2022

Module Answers, S.O.Q and Weekly Vocabulary Test and Homework Question will be available until the last day of Autumn Holiday - 22nd April 2022

DISCLAIMER: SERVICES VARY DEPENDING ON THE COURSE REGISTERED.

Year 4 Opportunity Class Trial Test Course (OCTTC)

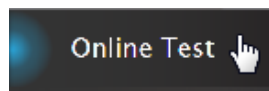
What is OC Practice Question?

Students can attempt the Weekly Practice Questions of Reading, Mathematical Reasoning and Thinking Skills for more practice. Total of 10 Reading, 10 Mathematical Reasoning and 10 Thinking Skills questions will be tested each week.

The OC Practice Question tests will expire at the end of every term. Please note the date and remember to access them when available.

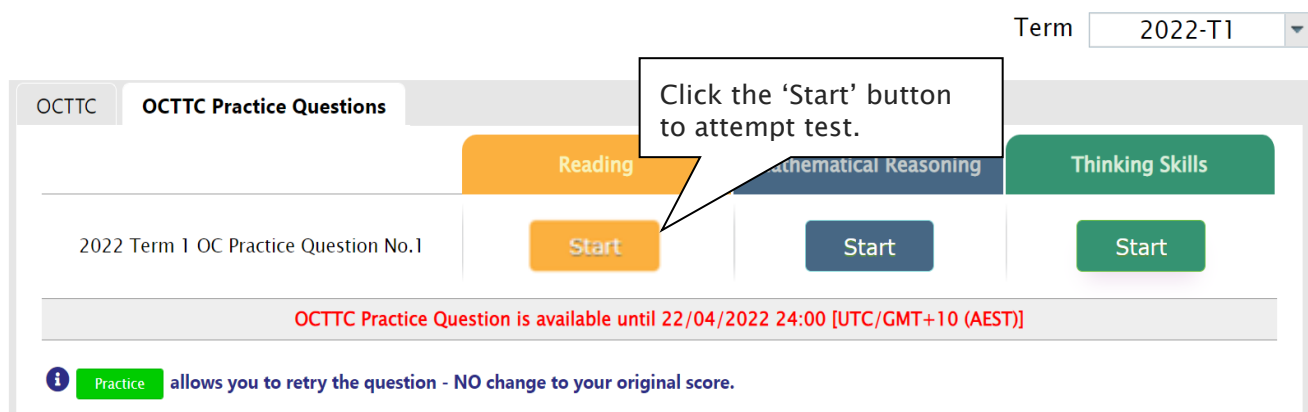
How to Do OC Practice Question

- Go to 'Online Test' below 'My Test' on the top menu bar.
- [Fig. 1]** Click 'OCTTC Practice Questions' tab at the top of the test window. Click 'Start' button of each subject to begin the test.
- Read the instructions and when you are ready, click 'Start.'
- Click 'Finish' button at the bottom right corner when completed the test.
- [Fig. 2]** Go to the 'My Result' under 'My Page' menu. Click 'OCTTC Practice Questions' tab and test score to review questions.
- [Fig. 3]** Test results and review service are accessible at 'Online Test' section as well.
If the test mark is '0', 'Re-Test' button will appear to reset the test.
Reattempting test is available by clicking 'Practice' button next to the 'Test Review'. This will not affect to the original score.



[Fig. 1]

Online Test



[Fig. 2]

My Result

OC Trial Test Course OCTTC P

2022 Term 1 OCTTC Practice Questions Week 1	Reading	Mathematical Reasoning
	9/10 (90%)	6/10 (60%)
	Review	Review

The result for Term 1 will be available online until 22/04/2022 24:00 [UTC/GMT+10 (AEST)]

[Fig. 3]

Online Test

Term

OCTTC Practice Questions

2022 Term 1 OC Practice Question No.1	Reading	Mathematical Reasoning	Thinking Skills
	9/10 (90%)	6/10 (60%)	
	Test Review Practice	Test Review Practice	Start


OCTTC Practice Question is available until 22/04/2022 24:00 [UTC/GMT+10 (AEST)]

[Practice](#) allows you to retry the question - NO change to you

Click the 'Practice' button to reattempt the test.

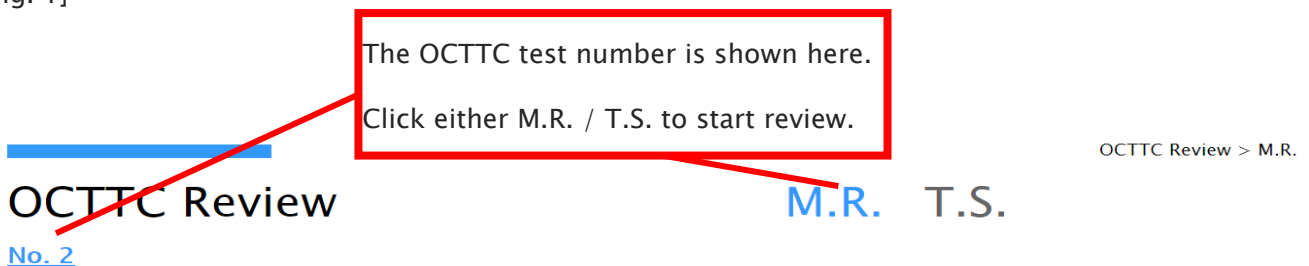
How to Access the OCTTC M.R./T.S. Review

1. Log on to the Cyberschool using your student number and password.
2. Click 'OCTTC Review' under 'Test Review' menu in the top menu bar.



3. Read and agree to the Conditions of Use.
4. [Fig. 1] The test review page will appear with the test number, questions numbers, correct answers and your child's incorrect answers in the M.R./T.S. tests.
5. Click the question number to reveal the question and revise.

[Fig. 1]

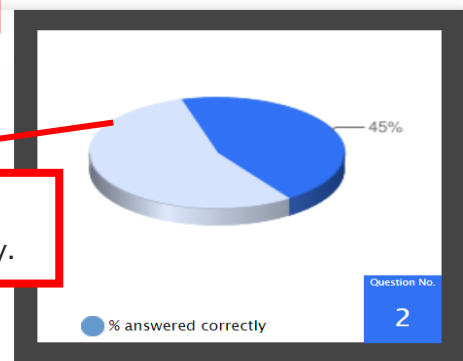


The table below shows the [Mathematical Reasoning](#) questions you answered incorrectly in the recent test. You can view maximum of 10 questions. If you have more than 10 questions, the hardest 10 questions will be shown.

Click the question number that you want to see.

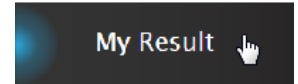
Question No.	Correct Answer	Incorrect Answer	% answered correctly
02	E	C	45%
04	A	D	44%
11	B	E	22%
14	E	A	43%
16			
20			
21			
33			
34	E	B	33%
35	B	D	35%

This chart shows the % of students who answered the selected question correctly.



How to Access My OCTTC Result Page

1. Click 'My Result' under 'My Page' menu in the top menu bar.



2. [Fig. 2] Click 'OC Trial Test Course' tab. You will then be able to see following information.
 - component & overall score of the test
 - your test report (online version)
 - your ranking in the test (one week later)
 - OCTTC review link (when applicable)
3. [Fig. 3] Click Youtube video link at the description for more explanation.

[Fig. 2]

My Result

OC Trial Test Course OCTTC Practice

Overall score in the OCTTC.

Your ranking in the test / total number of test-takers.

* Overall score (Maximum score: 100) = Reading (33.3%) + M.R.(33.3%) + T.S.(33.3%)

	Reading		M.R.		T.S.		Overall	
	Score	Ranking	Score	Ranking	Score	Ranking	Score	Ranking
OCTTC No.1	30/30	1/677	29/30	1/677	26/30	1/672	95/100	1/681
OCTTC No.2	29/30	1/752	29/30	1/752	29/30	1/752	97/100	1/752

2022 OC Trial Test Report

Click the icon to print each subject's test report.



Academic Success with
PRE-UNI NEW COLLEGE

Website: www.newcollege.com.au
Email: info@newcollege.com.au

2022 OC Trial Test Report (Reading)

Student Name:	Your Score: 76% (19 out of 25)
Student ID:	Test Average: 55%
Test Number: 1	Print Date:

Mark	Category	Description	Mark	Category	Description
1. A ✓ (65%)	Reading Comprehension	Narrative-Drawing Conclusions	16. F ✓ (66%)	Gapped Text	Gapped Text-Drawing Conclusions
2. A X D (65%)	Reading Comprehension	Narrative-Factual Information	17. A ✓ (38%)	Gapped Text	Gapped Text-Drawing Conclusions

[Fig. 3]

No	Category	Description	Score (%)
1	Identifying similarity	Making conclusions	91%
2	Identifying similarity	Arrangement	91%
3	Detecting reasoning errors	Analysing argument	91%
4	Finding procedures	Table & Graph	36%
5	Relevant selections	Table & Graph	68%
6	Relevant selections	Number operations	29%

Click the icon for more explanation.

OCTTC Review & Test Result– FAQ

Q. How long can I see the questions once they become available?

A. The questions of each test are available to review for **seven (7) days only** – from the following week of the each test starting date.

Q. I can't see any questions. What's the problem?

A. The service automatically retrieves the M.R./T.S. questions you incorrectly answered in the recent OCTTC session, unless you didn't attend the test, or the test results haven't yet been recorded.

Q. I can't find the question I want to see.

A. It shows maximum of 10 Mathematical Reasoning and 10 Thinking Skills questions based on your actual test result. If you missed out more than 10 questions in each test, the hardest 10 questions are selected for your review. If the question you want to see is not harder than the chosen 10 questions already provided, it will not appear.

Q. Can I see the questions from earlier tests?

A. The service only provides the recent OCTTC questions. The 7-day review policy will be strictly implemented, so please don't miss out the review service each test within its review period.

Q. When can I check my test scores?

A. Students who attended Tuesday or Wednesday OCTTC can check their recent test scores from the next day of the test. Saturday and Sunday OCTTC test scores will be available from the following Tuesday after 1pm.

Q. I can see my test score, but not my rank.

A. Your rank will be shown after gathering all other students' results, which usually takes one week of the test. Please check again on the following Saturday.

Q. My Mathematical Reasoning score is 28. Does it mean I got 28% correct answers?

A. No, it's your raw (original) test score – number of questions you answered correctly in the test. So, your Mathematical Reasoning score 28 means you got 80% (28 out of 35) correct answers.

Q. I discontinued my OCTTC. Can I still access my previous OCTTC results online?

A. No, it's only available during your OCTTC enrolment period. When you resume your OCTTC, it will become available again.

Below is the Overall Cyberschool Service Schedule for 2022 Term 1 OCTTC Course.

Week	OC Practice Question	MR/TS Test Review		Ranking Available
	Service Start	Service Start	Service End	
Week 1	22/01/2022	29/01/2022	04/02/2022	29/01/2022
Week 2	29/01/2022	05/02/2022	11/02/2022	05/02/2022
Week 3	05/02/2022	12/02/2022	18/02/2022	12/02/2022
Week 4	12/02/2022	19/02/2022	25/02/2022	19/02/2022
Week 5	19/02/2022	26/02/2022	04/03/2022	26/02/2022
Week 6	26/02/2022	05/03/2022	11/03/2022	05/03/2022
Week 7	05/03/2022	12/03/2022	18/03/2022	12/03/2022
Week 8	12/03/2022	19/03/2022	25/03/2022	19/03/2022
Week 9	19/03/2022	26/03/2022	01/04/2022	26/03/2022
Week 10	26/03/2022	02/04/2022	08/04/2022	02/04/2022
Week 11	02/04/2022	09/04/2022	15/04/2022	09/04/2022
Week 12	09/04/2022	16/04/2022	22/04/2022	16/04/2022

OC Practice Question will be available until the last day of Autumn Holiday - 22nd April 2022

DISCLAIMER: DETAILS OF THE SERVICE SUBJECT TO CHANGE WITHOUT PRIOR NOTICE.